



**ML WOOD**

# Knife Ring Flaker ML-KRF



## Cost-efficient production of thin flat flakes


- Energy Saver
- Highly Wear Protected
- Wide Range of Flake Thickness
- Multiple Applications



**ML WOOD**

## Energy and Cost Saving Flake Production

- Proven and reliable technology
- Continuously high flake quality
- Highly wear protected
- Easy to handle
- Long life time
  
- Swiveling crane for knife ring removal
- Different drive applications
- Hydraulic rotor brake
- Inner casing protection




**Air Guiding Nozzles**  
The built-in fan supports the flake discharge from the knife ring top.



**Rotor**  
Long life wear protection by protecting the main body, shovel protection plate overlapping the blades.



**Wear Protection Rotor**  
Hard-facing with special welding material for long life protection.



**Ring Centering**  
Exchangeable knife ring centering block.



**Knife Ring**  
Fully equipped for operation with optimized flake discharge channel.

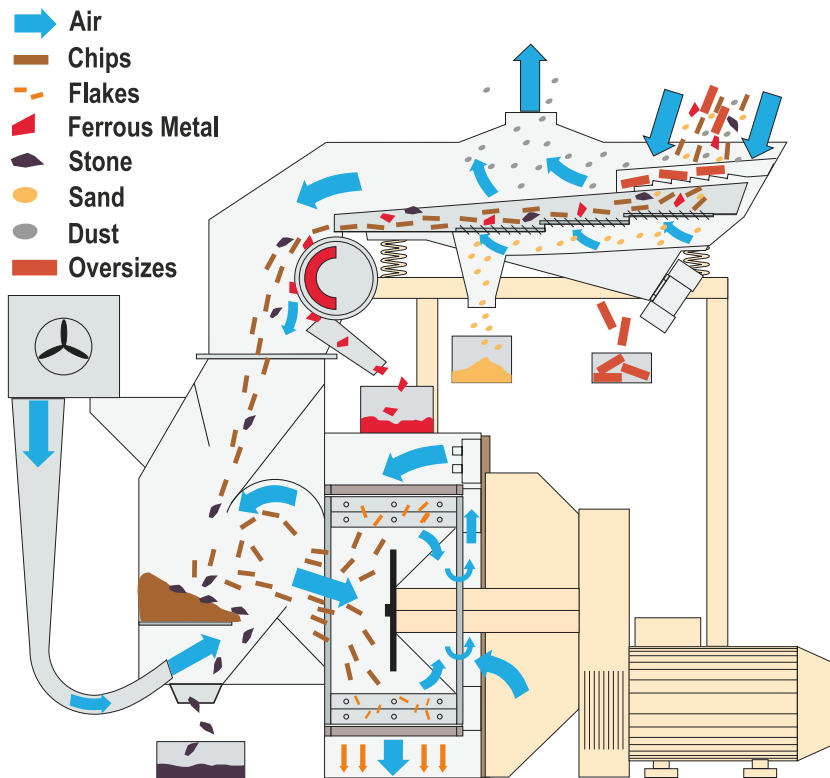


**Knife Support Body**  
Handling friendly clamping plates with two center pins and collar nut.




**ML WOOD**

## Air Guiding and Sifting System



- Optimizing the Separation
- Longer Knife Life Time
- Reducing Energy Consumption

## Screens



The material infeed is carried out via a vibration conveyor with plain ground.

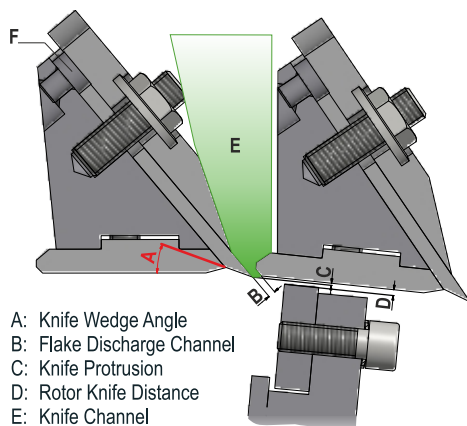
In special cases the vibration conveyor will be equipped with a screen bottom. The oversized are screened out with a Stuffix screen and the impurities are screened out with various screen perforations of Conidur or nose screens.

The material flows from the vibration conveyor over the magnet drum through the heavy particle sifter into the flaking unit. The adjustable core of the magnet drum (consisting of highly efficient Neodymium magnets) fixes the right dropping point of Fe-parts.

The adjustment of guiding plates and separation air optimizes the degree of effectiveness of the heavy particle sifter. The air in the flaking unit is not extracted through the cutting clearance but through the rotor rear panel.

The rear panel is constructed as a ventilator. The ventilator air supports via a special nozzle system the discharge of flakes coming out of the knife ring.

## Free Flake Discharge



- A: Knife Wedge Angle
- B: Flake Discharge Channel
- C: Knife Protrusion
- D: Rotor Knife Distance
- E: Knife Channel

The new clamping plate shape ensures that the knife body back is not washed out. That secures the spacer fastening (F).

## Core and Surface Layer Flakes



Flakes 40 - 80 mm



Flakes 10 - 40 mm



Flakes < 10 mm



Strand Board



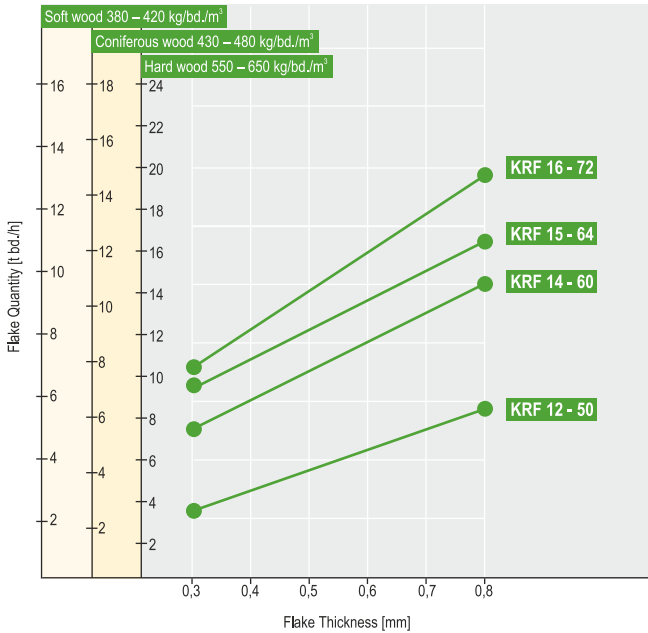
Particle Board



Pellets




**ML WOOD**



**KRF capacity depending on wood species and flake thickness**

### Exchange of Knife Ring

For knife changing the knife ring is taken by crane and positioned onto the knife ring trolley. The crane is fastened to front side of flaker casing. The knife ring trolley is equipped with eccentric support rollers which work as brake if the knife ring is turned.



**Knife Ring Flaker** | Cutting speed is adapted to the application ( e.g. 40 or 100 m/s)

Flaker	Knife Ring	Length/Width/Height [m]	Motor Power [kW]	Suction [m³/h]	Rotor Blades [pcs.]	Knife Length [mm]	Flaker Knives [pcs.]	Capacity [t bd./h]	Machine Weight [t]
KRF 12 - 50	KR 50	2,3 / 3,1 / 3,3	160/200	8.000	18	333	50	4 - 8	6
KRF 14 - 60	KR 60	2,7 / 3,4 / 3,5	250/315	10.000	21	463	60	6 - 12	8
KRF 15 - 64	KR 64	3,0 / 3,4 / 3,8	250/315	12.000	23	543	64	6 - 15	9
KRF 16 - 72	KR 72	3,3 / 3,5 / 4,0	355/400	14.000	25	648	72	7 - 20	10

Technical modifications: The description in the brochure consists of standard and optional items. Obligatory is the quotation.

### Applications

- Core Layer
- Surface Layer
- Pellets
- Short Strand Board (SSB)

#### ML WOOD

B. Maier & R. Loth GmbH  
Wood Technology  
An der Bleiche 9  
33813 Oerlinghausen  
Germany

Phone: +49 (0) 5202 / 99689-10  
Fax: +49 (0) 5202 / 99689-90  
E-Mail: info@ml-wood.com  
Web: www.ml-wood.com

### Main Dimensions

